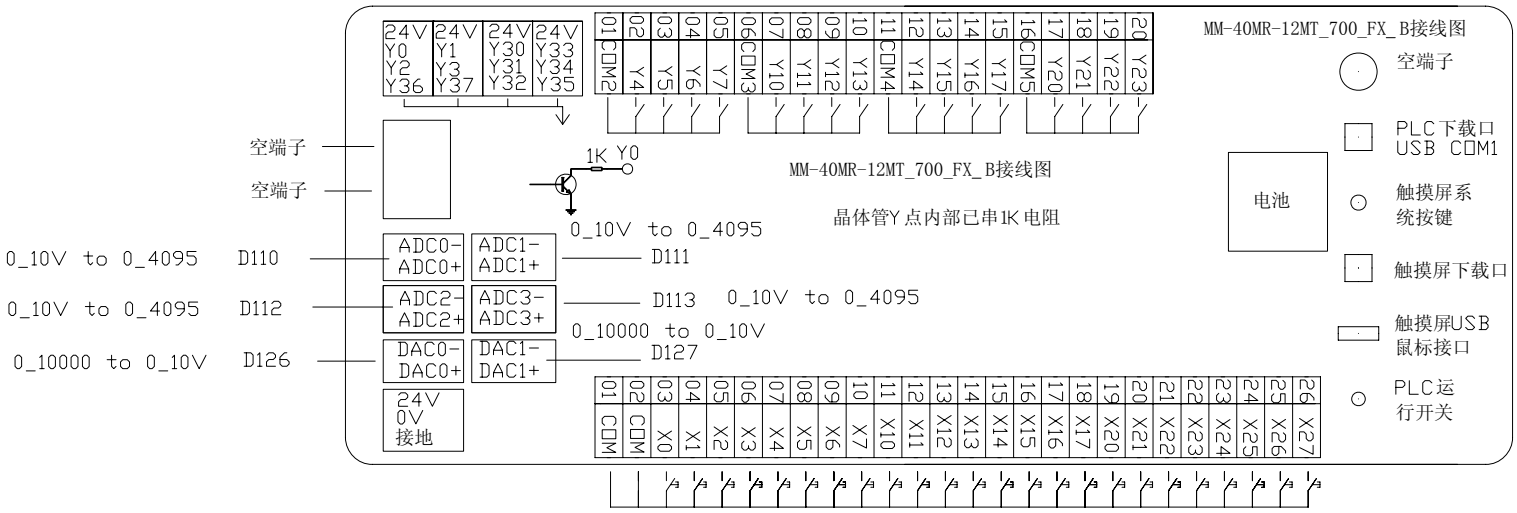
MM-40MR-12MT_700_FX_B接线图
空端子
PLC下载口 USB COM1
触摸屏系统按键
触摸屏下载口
触摸屏USB鼠标接口
PLC运行开关
电池
晶体管Y点内部已串1K电阻
1K Y0
0_10V to 0_4095
0_10000 to 0_10V
D110
D111
D112
D113
D126
D127
ADC0- ADC0+
ADC1- ADC1+
ADC2- ADC2+
ADC3- ADC3+
DAC0- DAC0+
DAC1- DAC1+
24V 0V 接地
24V Y0 Y2 Y36
24V Y1 Y3 Y37
24V Y30 Y31 Y32
24V Y33 Y34 Y35
01 COM2 02 Y4 03 Y5 04 Y6 05 Y7 06 COM3 07 Y10 08 Y11 09 Y12 10 Y13 11 COM4 12 Y14 13 Y15 14 Y16 15 Y17 16 COM5 17 Y20 18 Y21 19 Y22 20 Y23
01 COM 02 COM 03 X0 04 X1 05 X2 06 X3 07 X4 08 X5 09 X6 10 X7 11 X10 12 X11 13 X12 14 X13 15 X14 16 X15 17 X16 18 X17 19 X20 20 X21 21 X22 22 X23 23 X24 24 X25 25 X26 26 X27


0
M1000
运行监视常开接点(A接点)
MOV D110 D0 AD0 模拟量输入0
MOV D111 D2 AD1 模拟量输入1
MOV D112 D4 AD2 模拟量输入2
MOV D113 D6 AD3 模拟量输入3
MOV D120 D10 RT0 热敏电阻输入0
MOV D121 D12 RT1 热敏电阻输入1
MOV D122 D14 RT2 热敏电阻输入2
MOV D123 D16 RT3 热敏电阻输入3
MOV K5000 D126 模拟量输出0
MOV K10000 D127 模拟量输出1
51
M1
(Y4)
53
END

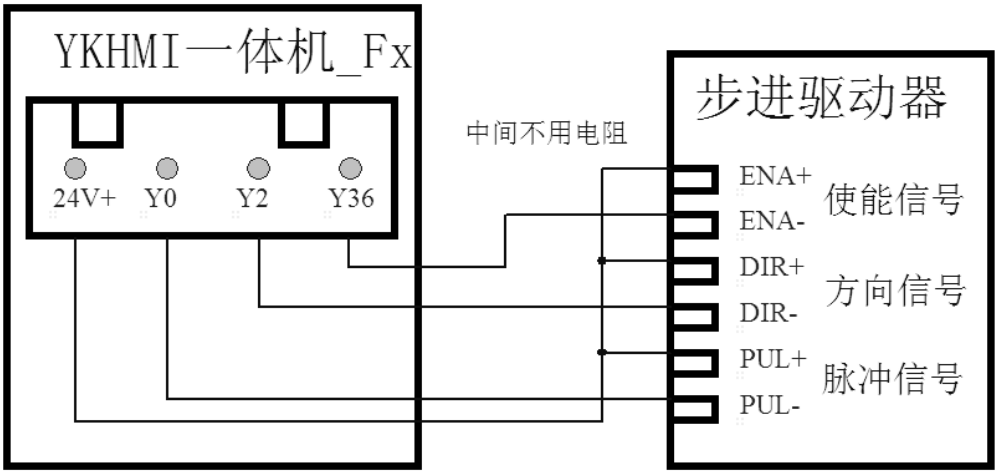
YKHMI一体机_Fx
24V+
Y0
Y2
Y36
中间不用电阻
步进驱动器
ENA+
ENA-
使能信号
DIR+
DIR-
方向信号
PUL+
PUL-
脉冲信号